



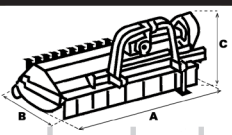





Soil preparation machine up to a depth of 40 cm, for tractors between 150 - 250 HP. Transforms forest land, with stumps and rocks, in land for cultivation avoiding accidents in later processes.

### CHARACTERISTICS

- ▶ Steel-plate chassis, thickness 12 mm.
- ▶ Rotor **FIXE TOP** of Ø 550 mm.
- ▶ Gearbox with freewheel included.
- ▶ Double synchronous belt transmission.
- ▶ Supports of bearing rotor in steel.
- ▶ Oscillating bearings of double row of rollers.
- ▶ Double ploughshare for opening the land.
- ▶ PTO 1.000 rpm.
- ▶ Front skid shoes.
- ▶ Rear hydraulic hood.
- ▶ Chassis internal reinforcements.
- ▶ System antiwire in rotor.
- ▶ Compact drive cover.
- ▶ Transmission by cardan to side belts.
- ▶ Model built under EC Normative.
- ▶ Safety indicators visible to personnel.

MODEL					N° BELTS TYPE							
	mm	KW-HP				A mm	A in	B mm	B in	C mm	C in	
T-2000	2000	112 - 150 149 - 200	42	2300	2 Synchronous	2000	79"	1730	68"	1585	62"	1000
T-2300	2300	127 - 170 186 - 250	50	2700	2 Synchronous	2300	91"	1730	68"	1585	62"	1000
T-2700	2700	149 - 200 186 - 250	60	3200	2 Synchronous	2700	106"	1730	68"	1585	62"	1000