



Heavy-duty high body mulcher conceived for very large farms and agricultural contractors. Robust machine designed for very intensive mulching, intended for mulching grass in orchards, nurseries and park maintenance, straw, maize stalks, and on fallow land. Depending on the plantation, different working widths can be set between 3,80m and 6,30m thanks to our hydraulic beam. The innovative and practical device for opening and closing the rotors is equipped with special hitches and safety valves for transport. The 550mm diameter mulching rotor delivers maximum throughput. A heavy steel beam forms a fixed leveling point, relative to which the two rotor structure can be lifted and lowered, the two rotor overlap and can work independently of each other. It gives also better users visibility across the whole working width. The inside belt transmission allows us to approach the lateral edges as close as possible to the feet of the trees and towards the field edge.





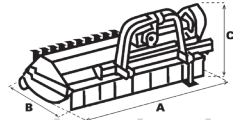

CHARACTERISTICS

- ▶ Steel-plate chassis, thickness 10 mm.
- ▶ Rotor POLSER of Ø 550 mm.
- ▶ Gearbox SERRAT.
- ▶ 2 x 4 XPC side belt transmission.
- ▶ Forged agricultural hammers SERRAT
- ▶ Hammers guaranteed against breakage.
- ▶ GIROSTOP System.
- ▶ Supports of bearing rotor in steel.
- ▶ High speed and high strength bearings.
- ▶ Front protection curtain.
- ▶ Obturations antiwire in rotor.
- ▶ Double bearing on rear roller.
- ▶ Rear height-adjustable rollers Ø 280 mm.
- ▶ PTO 1.000 rpm.
- ▶ Hydraulic folding exclusive design by SERRAT.
- ▶ Reversible.
- ▶ Freewheel on transmission.
- ▶ Rear gum over the roller.
- ▶ Model built under EC Normative.
- ▶ Safety indicators visible to personnel.



Hydraulic folding device. Reversible.



MODEL					Nº BELTS TYPE							
						A mm	A in	B mm	B in	C mm	C in	
T-3800	3800	92 - 125 162 - 240	16 + 16	2574	2 x 4 XPC	3936	155"	2235	88"	1595	63"	1000
T-4000	4000	99 - 135 162 - 220	20 + 20	2650	2 x 4 XPC	4174	164"	2235	88"	1595	63"	1000
T-4800	4800	110 - 150 162 - 220	24 + 24	2900	2 x 4 XPC	4936	194"	2235	88"	1595	63"	1000
T-5400	5400	125 - 170 162 - 220	24 + 24	3063	2 x 4 XPC	5536	218"	2235	88"	1595	63"	1000
T-6300	6300	147 - 200 162 - 220	28 + 28	3334	2 x 4 XPC	6436	253"	2235	88"	1595	63"	1000
T-7200	7200	148 - 200 162 - 220	29 + 28	3575	2 x 4 XPC	7336	289"	2235	88"	1595	63"	1000

OPTIONS



▶ Preparazion for reversible tractor



▶ Front chains



▶ Front gums



▶ Freewheel on transmission



Carretera nacional 240 km. 149,3
22310 Castejón del Puente (Huesca)-España
Tfno. (+34) 974 417 830
www.serrat.com - comercial@serrat.es



The data presented in this catalog are provided for information purposes only and are not binding.