



Mulcher for excavators and special carriers having a weight between 3,5 and 6 t.

Steel-plate chassis of 6 mm with the hooking screwed on the top of the mulcher, which reinforce the chassis, giving the possibility of several positions of use.


Suitable for the maintenance of greenspaces, riverbanks, bushes up to 6 cm of diameter.

CHARACTERISTICS


- ▶ Non-wear steel-plate chassis, thickness 6 mm.
- ▶ Rotor POLSER of Ø 470 mm.
- ▶ Mulcher for excavators having a weight between 3,5 and 6 t.
- ▶ 3 XPB side belt transmission.
- ▶ Double safety chains.
- ▶ High speed and high strength bearings.
- ▶ Hydraulic gear motor.
- ▶ Valve of recirculation incorporated into the motor.
- ▶ Front skid shoes.
- ▶ Model built under EC Normative.
- ▶ Safety indicators visible to personnel.









Hydraulic gear motor



Tubular rotor with grass flails or hammers



MODEL	 mm	POWER				 KG	Nº BELTS TYPE						 máx.	
		mín. req.	máx. aut.					A mm	A in	B mm	B in	C mm		C in
T-600	600	50-80 l/min	250 bar	24	9	262	3 XPB	735	26"	875	34"	645	25"	2500
T-800	800	50-80 l/min	250 bar	32	9	298	3 XPB	935	37"	875	34"	645	25"	2500
T-1000	1000	50-80 l/min	250 bar	40	12	336	3 XPB	1135	45"	875	34"	645	25"	2500
T-1200	1200	50-80 l/min	250 bar	48	12	373	3 XPB	1335	53"	875	34"	645	25"	2500

OPTIONS



▶ Height adjustable rear roller



▶ Hooking

▶ Ripper

