



Adaptable for excavators and special carriers having a weight between 6 and 15 t.

Steel-plate chassis of 8 mm with the hooking screwed on the top of the mulcher, which reinforce the chassis, giving the possibility of several positions of use.


Suitable for the maintenance of forest, riverbanks, bushes up to 8 cm of diameter

CHARACTERISTICS


- ▶ Non-wear steel-plate chassis, thickness 8 mm.
- ▶ Rotor POLSER + of Ø 470 mm.
- ▶ Mulcher for excavators having a weight between 6 and 15 t.
- ▶ 3 XPC side belt transmission.
- ▶ Double safety chains.
- ▶ High speed and high strength bearings.
- ▶ Hydraulic engine with pistons.
- ▶ Valve of recirculation incorporated into the motor.
- ▶ Front skid shoes.
- ▶ Compact drive cover.
- ▶ Swinging small forged forestry hammers 360° or fixed tooth with tip in tungsten or blades DRR.
- ▶ Model built under EC Normative.
- ▶ Safety indicators visible to personnel.




Hydraulic engine with pistons



Swinging hammers







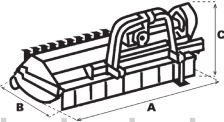



DRR



Fixed tooth



MODEL											N° BELTS TYPE							
	mm	min. req.	max. aut.					A mm	A in	B mm		B in	C mm	C in				
T-800	800	70-90 l/min	300 bar	8	20	10	618	3 XPC	1075	42"	1145	45"	720	28"	2200			
T-1000	1000	70-90 l/min	300 bar	8	26	13	695	3 XPC	1275	50"	1145	45"	720	28"	2200			
T-1200	1200	70-90 l/min	300 bar	12	32	15	771	3 XPC	1475	58"	1145	45"	720	28"	2200			
T-1400	1400	70-90 l/min	300 bar	12	36	18	839	3 XPC	1675	66"	1145	45"	720	28"	2200			

OPTIONS



▶ Height adjustable rear roller



▶ Hooking

▶ Ripper

