



Heavy duty forestry mulcher for tractors between 150 and 230 HP. Suitable for the cleaning of brushwood, which favors the growth of trees, the reclamation of land, the maintenance and restoration of banks, the maintenance of areas under power lines, forestry roads, fire blocking lines, etc. Rotor of forest conception with swinging hammers of trapezoidal shape or fixed tooth carbide. The gearbox is put off with regard to the rotor to reduce the angulation of the transmission. It incorporates rotor POLSER+ of 550 mm of diameter. Hooking fixed.

CHARACTERISTICS


- ▶ Steel-plate chassis, thickness 10 mm.
- ▶ Rotor POLSER + of Ø 550 mm.
- ▶ Gearbox with freewheel included.
- ▶ 2 x 3 XPC side belt transmission.
- ▶ Swinging 360° forged forestry hammers SERRAT or fixed tooth with tip in tungsten or blades DRR.
- ▶ Supports of bearing rotor in steel.
- ▶ Oscillating bearings of double row of rollers.
- ▶ Front protection curtain.
- ▶ PTO 1.000 rpm.
- ▶ Steel counter hammers.
- ▶ Front skid shoes.
- ▶ Rear hydraulic hood.
- ▶ System antiwire in rotor.
- ▶ Compact drive cover.
- ▶ Hydraulic pushing frame.
- ▶ Reinforced teeth of the pushing frame.
- ▶ Model built under EC Normative.
- ▶ Safety indicators visible to personnel.



Compact drive cover




FIXE TOP System




MODEL	mm	KW-HP	Icon 1	Icon 2	Icon 3	Icon 4	Icon 5	Nº BELTS TYPE	Diagram Dimensions						
									A mm	A in	B mm	B in	C mm	C in	
T-2000	2000	112 - 150 172 - 230						2 x 3 XPC	2345	92"	1690	67"	1395	55"	1000
T-2300	2300	119 - 160 172 - 230						2 x 3 XPC	2645	92"	1690	67"	1395	55"	1000
T-2500	2500	134 - 180 172 - 230						2 x 3 XPC	2845	92"	1690	67"	1395	55"	1000

OPTIONS



▶ DRR



▶ Hidrahelpe



▶ Centralized greasing

