



Forestry heavy brush culter with unit-body construction of 10 mm of thickness. Gearbox up to 120 HP.

Suitable for work of clearing brush, creation of grassland, follow fields and electrical lines, with bushes in foot up to 6 cm.

Frame with unit-body construction. Top reinforcements and plates antispill lower, to avoid the shock of the chains against the chassis of 5 mm.

Plate with system of anchorage of chains with linkage parts, diameter 16.





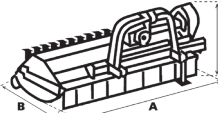

CHARACTERISTICS

- ▶ Steel-plate closed chassis, thickness of 10mm + 5 mm.
- ▶ PTO 540 rpm.
- ▶ SERRAT rotor with 4 chains with links of Ø 16 mm.
- ▶ Front protection curtain.
- ▶ Lower reinforcements (links of chains).
- ▶ Top reinforcements.
- ▶ Transmission with freewheel.
- ▶ High-power gearbox.
- ▶ Model built under EC Normative.
- ▶ Safety indicators visible to personnel.



SERRAT plate with interchangeable chains



MODEL												
	mm	KW-HP	Ø	Ud.		A mm	A in	B mm	B in	C mm	C in	
T-1400	1400	45 - 60 75 - 100	16	4	600	1757	69"	1860	73"	1186	47"	540
T-1600	1600	60 - 80 88 - 120	16	4	650	1957	77"	2050	81"	1186	47"	540
T-1800	1800	74 - 100 88 - 120	16	4	800	2160	85"	2200	87"	1186	47"	540
T-2000	2000	81 - 110 88 - 120	16	4	1120	2357	93"	2303	91"	1186	47"	540

OPTIONS

- ▶ FX CS closed chains: avoid the dispersion of the grinded amterial, obtaining a very fine and good work.



▶ FX CS closed

