



Mechanical driven swing arm mower can be used to mow around trees, posts, crash barrier, etc. Without any damage.

Mechanical transmission by power take-off for tractors between 35 and 105 hp.

Requiring a double effect hydraulic's service for the slope and a simple effect service for the hydropneumatic suspension.

# CHARACTERISTICS

- ▶ 3 point hitch - cat. II.
- ▶ Cutting width of 1.200 mm (47 inches).
- ▶ Backwardation from the axis of the tractor of 3.100 mm (122 inches).
- ▶ Lenght for the transport of 3.000 mm (118 inches).
- ▶ 3 retractable knives.
- ▶ Mechanical transmission by power take-off.
- ▶ Pushing control by hydropneumatic suspension (adjustable).
- ▶ Hydraulic recovery control (adjustable).
- ▶ Hydraulic location according to the necessity activated from the tractor (1 double effect's service).
- ▶ PTO 540 rpm.
- ▶ Rubber sleeve around the plate.
- ▶ Lower bowl of control on the ground.
- ▶ Height adjustable rear wheel.
- ▶ Model built under EC Normative.
- ▶ Safety indicators visible to personnel.





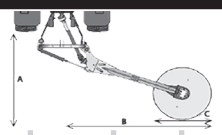



Pushing control by hydropneumatic suspension (adjustable).  
Hydraulic recovery control (adjustable).



Control wheel of height of work.



MODEL											
					A mm	A in	B mm	B in	C mm	C in	
INTERPIQUET	3100	26 - 35 78 - 105	3	450	3000	118"	3100	122"	1200	47"	540

# OPTIONS

- ▶ DIR
- ▶ Protection



Carretera nacional 240 km. 149,3  
22310 Castejón del Puente (Huesca)-España  
Tfno. (+34) 974 417 830  
www.serrat.com - comercial@serrat.es



The data presented in this catalog are provided for information purposes only and are not binding.