




Mulcher with reversible hydraulic feeder for tractors between 220-350 HP, ideal for wood until 250 mm of diameter.

Machine for demanding works, with need to deposit very thin remains in the area, avoiding possible plagues and helping to their elimination, for later processes.


It has a rotor of crenellated cleavers, crossing with fixed palate named RHENDUEL.

## CHARACTERISTICS

- ▶ Steel-plate chassis, thickness 15 mm.
- ▶ Rotor with system RHENDUEL of Ø 625 mm.
- ▶ Power of tractor between 220 - 350 HP.
- ▶ 2 x 5 XPC side belt transmission.
- ▶ Treated blades.
- ▶ Feeder with system BRALAKC.
- ▶ High torque hydraulic motor reversible.
- ▶ Supports of bearing rotor in steel.
- ▶ High speed and high strength bearings.
- ▶ PTO 1.000 rpm.
- ▶ Ground-control skid shoes.
- ▶ Double pick-up with triple feed chain.
- ▶ Three lines of counter hammers RHENDUEL.
- ▶ 3 point hitch category III.
- ▶ Model built under EC Normative.
- ▶ Safety indicators visible to personnel.



## Feeder Bralake



## Triple feed chain




MODEL					Nº BELTS TYPE							
						A mm	A in	B mm	B in	C mm	C in	
T-2250	2250	164 - 220 261 - 350	6 x 9	3850	2 x 5 XPC	2734	108"	1880	74"	1500	59"	1000

## Rear



## OPTIONS

### ▶ Centralized greasing



Carretera nacional 240 km. 149,3  
22310 Castejón del Puente (Huesca)-España  
Tfno. (+34) 974 417 830  
www.serrat.com - comercial@serrat.es



The data presented in this catalog are provided for information purposes only and are not binding.