



Soil preparation machine up to a depth of 500 mm, for tractors between 350 - 650 HP. Transforms forest land, with stumps and rocks, in land for cultivation avoiding accidents in later processes.

Mulching system with rotor of slow speed. It can work with granite

CHARACTERISTICS

- ▶ Steel-plate chassis, thickness 20 mm.
- ▶ Solid rotor Harland Ø 625 mm.
- ▶ Gearbox Synkrodos.
- ▶ Double synchronous belt transmission.
- ▶ Direct transmission with Synchrochain belts.
- ▶ Supports of bearing rotor in steel.
- ▶ Oscillating bearings of double row of rollers.
- ▶ Double plow for opening the ground with screwed anti-wear.
- ▶ Heavy tooth with tungsten inserts.
- ▶ PTO 1.000 rpm.
- ▶ Rear hydraulic hood.
- ▶ Bolted internal chassis reinforcements.
- ▶ Replaceable wear rings on the rotor.
- ▶ Compact drive cover.
- ▶ Centralized greasing.
- ▶ Model built under EC Normative.



Rear hydraulic hood
Compact drive cover

FIXE TOP System







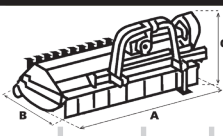

Transmission by cardan to side belts



Centralized greasing




*For working in depth it is recommended that the tractor has a Creeper or Vario

MODEL					Nº BELTS TYPE							
	mm	KW-HP				A mm	A in	B mm	B in	C mm	C in	
T-2600	2600	257 - 350 485 - 650	10	6250	2 Synchronous	2600	102"	1740	69"	1870	74"	1000
T-3000	3000	257 - 350 485 - 650	12	7150	2 Synchronous	3000	118"	1740	69"	1870	74"	1000



Carretera nacional 240 km. 149,3
22310 Castejón del Puente (Huesca)– España
Tfno. (+34) 974 417 830
www.serrat.com – comercial@serrat.es



The data presented in this catalog are provided for information purposes only and are not binding.