



Brush cutter for forestry works, agricultural maintenances and gardening, for tractors of 50 - 80 HP.

Frame with unit-boby construction and with reinforcements laid out in the structure.

SERRAT Plate with system of anchorage of chains with linkage pins and different bridles to change the diameter of the chains.

CHARACTERISTICS


- ▶ Steel-plate closed chassis 5 mm.
- ▶ PTO 540 rpm.
- ▶ SERRAT rotor with 2 chains with links of Ø 13 mm.
- ▶ Front protection curtain.
- ▶ Height-adjustable skid shoes.
- ▶ Direct transmission.
- ▶ Model built under EC Normative.
- ▶ Safety indicators visible to personnel.



SERRAT plate with interchangeable chains






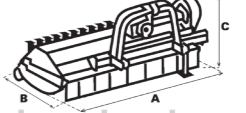



OPTIONS



▶ Clutch in the transmission



MODEL	 mm	 KW-HP	 Ø	 Ud.	 KG							
						A mm	A in	B mm	B in	C mm	C in	
T-1500	1500	37 - 50 60 - 80	13	2	360	1678	66"	1910	75"	880	35"	540
T-1800	1800	44 - 60 60 - 80	13	2	437	1978	78"	2271	90"	880	35"	540
T-2000	2000	51 - 70 60 - 80	13	2	472	2178	86"	2423	95"	880	35"	540

