



Heavy-duty high body mulcher conceived for very large farms and agricultural contractors. Robust machine designed for very intensive mulching, intended for mulching grass in orchards, nurseries and park maintenance, straw, maize stalks, and on fallow land. Depending on the plantation, different working widths can be set between 3.80 m and 6.30 m thanks to our hydraulic beam. The innovative and practical device for opening and closing the rotors is equipped with special hitches and safety valves for transport. The 550 mm diameter mulching rotor delivers maximum throughput. A heavy steel beam forms a fixed leveling point, relative to which the two rotor structure can be lifted and lowered, the two rotor overlap and can work independently of each other. It gives also better users visibility across the whole working width. The inside belt transmission allows us to approach the lateral edges as close as possible to the feet of the trees and towards the field edge.






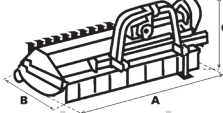

CHARACTERISTICS

- ▶ Steel-plate chassis, thickness 10 mm.
- ▶ Rotor POLSER of Ø 550 mm.
- ▶ Gearbox SERRAT with freewheel.
- ▶ 2 x 4 XPC side belt transmission.
- ▶ Forged agricultural hammers SERRAT.
- ▶ GIROSTOP system into the bolt of the hammer.
- ▶ Supports of bearing rotor in steel.
- ▶ High speed and high strength bearings.
- ▶ Front protection curtain.
- ▶ System antiwire in rotor.
- ▶ Double bearing on rear roller.
- ▶ Rear height-adjustable rollers Ø 280 mm.
- ▶ PTO 1,000 rpm.
- ▶ Hydraulic folding exclusive design by SERRAT.
- ▶ Reversible.
- ▶ Rear gum over the roller.
- ▶ Model built under EC Normative.
- ▶ Safety indicators visible to personnel.




Hydraulic folding exclusive design by SERRAT
Reversible



MODEL									
	mm	KW-HP		KG	Nº BELTS TYPE	A mm-in	B mm-in	C mm-in	
T-3800	3800	92 - 125 164 - 220	16 + 16	2574	2 x 4 XPC	3936-155"	2235-88"	1595-63"	1000
T-4000	4000	99 - 135 164 - 220	20 + 20	2650	2 x 4 XPC	4174-164"	2235-88"	1595-63"	1000
T-4800	4800	112 - 150 164 - 220	24 + 24	2900	2 x 4 XPC	4936-194"	2235-88"	1595-63"	1000
T-5400	5400	125 - 170 164 - 220	24 + 24	3063	2 x 4 XPC	5536-218"	2235-88"	1595-63"	1000
T-6300	6300	147 - 200 164 - 220	28 + 28	3334	2 x 4 XPC	6436-253"	2235-88"	1595-63"	1000

OPTIONS

▶ Vertical support leg




▶ Preparation for reversible tractor



▶ Hydraulic safety systems for transport



Carretera nacional 240 km. 149,3
22310 Castejón del Puente (Huesca)-España
Tel. (+34) 974 417 830
www.serrat.com - comercial@serrat.com



The data presented in this catalog are provided for information purposes only and are not binding.