



ABATIBLE
SUPER +

HIDRAHELP

650
POLSER

GIROSTOP

SEKURLAST







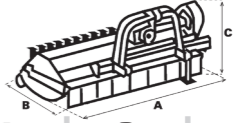

Heavy-duty high body mulcher conceived for very large farms and agricultural contractors. Robust machine designed for very intensive mulching, intended for mulching grass in orchards, nurseries and park maintenance, straw, maize stalks, and on fallow land. Depending on the plantation, different working widths can be set between 6.30 m and 7.30 m thanks to our hydraulic beam. The innovative and practical device for opening and closing the rotors is equipped with special hitches and safety valves for transport. The 550 mm diameter mulching rotor delivers maximum throughput. A heavy steel beam forms a fixed leveling point, relative to which the two rotor structure can be lifted and lowered, the two rotor overlap and can work independently of each other. It gives also better users visibility across the whole working width. The inside belt transmission allows us to approach the lateral edges as close as possible to the feet of the trees and towards the field edge.

CHARACTERISTICS

- ▶ Steel-plate chassis, thickness 10 mm.
 - ▶ Rotor POLSER of Ø 650 mm.
 - ▶ Gearbox SERRAT with freewheel.
 - ▶ 2 x 5 XPC belts transmission.
 - ▶ Hydraulic starter system HIDRAHELP.
 - ▶ Forged agricultural hammers SERRAT.
 - ▶ Hammers guaranteed against breakage.
 - ▶ GIROSTOP system into the bolt of the hammer.
 - ▶ Supports of bearing rotor in steel.
 - ▶ High speed and high strength bearings.
- ▶ Front protection curtain.
 - ▶ System antiwire in rotor.
 - ▶ Double bearing on rear roller.
 - ▶ Rear height-adjustable rollers Ø 325 mm.
 - ▶ PTO 1,000 rpm.
 - ▶ Hydraulic folding exclusive design by SERRAT.
 - ▶ Reversible.
 - ▶ Rear gum over the roller.
 - ▶ Model built under EC Normative.
 - ▶ Safety indicators visible to personnel.

Hydraulic folding exclusive design by SERRAT Reversible



MODEL	 mm	 KW-HP		 KG	Nº BELTS TYPE				
						A mm-in	B mm-in	C mm-in	
T-6300	6300	186 - 250 298 - 400	64 + 64	5270	2 x 5 XPC	6450-254"	2860-113"	2030-80"	1000
T-7300	7300	186 - 250 298 - 400	64 + 64	5646	2 x 5 XPC	7450-293"	2860-113"	2030-80"	1000



The data presented in this catalog are provided for information purposes only and are not binding.