




Mulcher for excavators and special carriers having a weight between 3,5 and 6 t.

Steel-plate chassis of 6 mm with the hooking screwed on the top of the mulcher, which reinforce the chassis, giving the possibility of several positions of use.


Suitable for the maintenance of greenspaces, riverbanks, bushes up to 60 mm of diameter.

CHARACTERISTICS


- ▶ Non-wear steel-plate chassis, thickness 6 mm.
- ▶ Rotor POLSER of Ø 420 mm.
- ▶ Mulcher for excavators having a weight between 3,5 and 6 T.
- ▶ 3 XPB side belt transmission.
- ▶ Double safety chains.
- ▶ High speed and high strength bearings.
- ▶ Hydraulic gear motor.
- ▶ Valve of recirculation incorporated into the motor.
- ▶ Skid shoes.
- ▶ Model built under EC Normative.
- ▶ Safety indicators visible to personnel.










Hydraulic gear motor




Rotor with forged hammers



MODEL		 HORSE POWER				 KG	N° BELTS TYPE				
	mm	min. req.	max. aut.			A mm-in		B mm-in	C mm-in	RPM Rotor max.	
T-800	800	50-80 l/min	180 bar	8	24	350	3 XPB	995-40"	880-35"	705-28"	2500
T-1000	1000	50-80 l/min	180 bar	8	32	390	3 XPB	1195-48"	880-35"	705-28"	2500
T-1200	1200	50-80 l/min	180 bar	12	40	440	3 XPB	1395-55"	880-35"	705-28"	2500


OPTIONS



▶ HighCut System



▶ Rear height-adjustable roller



▶ Hooking



▶ Ripper

